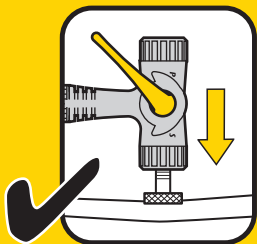


# JoeBlow™ Sport II



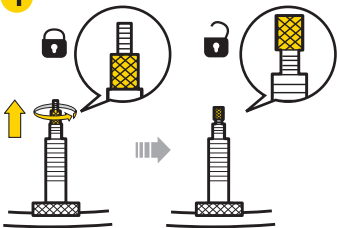
For proper inflation and operation, TwinHead™ pump should be engaged on Presta valve as shown.



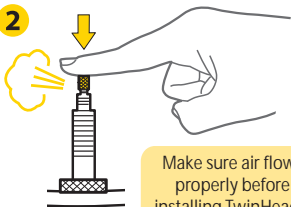
Presta valve protruding from rim should be greater than 15mm.



1



2



Make sure air flows properly before installing TwinHead™.

3

